



AS 1000 Series

FERTILISER, LIME, GYPSUM, BIO-SUL
& BULK PRODUCT SPREADERS



+ PRECISION SPREADING EQUIPMENT



AS130-T (ALSO AVAILABLE IN GREEN)



AS150-T (ALSO AVAILABLE IN GREEN)



AS170-T (ALSO AVAILABLE IN GREEN)



AS170-T GREEN (ALSO AVAILABLE IN RED)



STANDARD EQUIPMENT



SPRUNG DRAWBAR

This Agri-Spread design utilizes rubber mounts bolted to the chassis and drawbar to remove the jarring movement from tractor's towing hitch.



LIME, MANURE & GYPSUM DISKS

Easily managed inter-changeable discs allow for quick and simple changes between applications.




HIGH SPEC CALIBRATION & TEST KIT

Kit includes 13 test trays and test tubes for testing and calibrating. Ensures accurate spreading and coverage.



HOPPER SCREEN MESH

Eliminates possibility of large objects damaging the belt and spinners ensuring precise, accurate spreading.



HYDRAULIC BRAKES

Hydraulic brakes easily plug into tractor's hydraulic braking system to ensure adequate braking. The machine can still be operated safely without this feature.



TAIL LIGHTS

Provide indication and safety for the operator and others when transporting or moving machine.



PAINT

All spreaders are finished with 2 pack commercial paint then oven baked for a durable and maintenance free finish. Choose from green or red.



FEED PLATE ADJUSTMENTS

Multiple adjustment points to adjust drop point of product onto spinners ensure accurate, even and wide spread patterns.



FERTILIZER DISKS

Easily managed inter-changeable fertilizer disks allow for a quick and simple change between lime and fertilizer applications.



STAINLESS STEEL FITTINGS

Prevents corrosion and reduces maintenance while lengthening lifespan of machine and parts.



FLOTATION TIRES

Give a superior ride and minimizes footprint. Available in BKT tires.



PLASTIC MUDGUARDS

Prevents corrosion and allows flex while minimizing damage if struck.




HYDRAULIC SPINNERS

Hydraulic control of the spinners and drop point adjustment ensures accurate spreading.



ROLL TARP

Roll Tarps provide a weather-proof storage area which can be activated quickly and easily from ground-level at the rear of the machine.



GROUND DRIVE WITH 3-SPEED GEAR BOX

Allows a wide variation of ratio speeds providing a direct relationship between forward speed and application rates.



CHAINS


Designed to break up wet product to provide even flow onto drop points and spinners to ensure even and accurate spread pattern. Chains are easily disengaged.

OPTIONAL EQUIPMENT



LOAD CELLS

Load cells calibrate the rate of product being applied every 5 seconds ensuring an even spread and precise application.



9' 8" WHEEL CENTRES

6' 5" are offered as standard and 9' 8" wheel centres are available for controlled traffic systems.



HYDRAULIC DRIVE

With RDS Apollo II Computer + GPS FWD control + GPS and VRT ready.



STEERABLE AXLE

Available on the AS130-T and AS150-T.



FEATHERS FALSE DOOR

Attaches to existing spreader door to spread low rates of products such as Mouse Off®, Slug and Snail baits. Tested to rates as low as 2.2lbs/2.4 acre while still achieving high accuracy.



TRUCK OR FLOATER MOUNTED SPREADERS

Manufactured to fit the vehicle of choice for a one purpose machine.



TOPCON X25 COMPUTER

Allows operator to monitor and control spread rates from inside the cab. ISOBUS compatible. Provides Headland auto-shutoff. VRT capable.



BORDER CONTROL

Border Control allows the adjustment of speed of outside spinners from inside the cab to ensure product waste is minimized.



FLOTATION TIRE OPTIONS

Thanks to its constructive features and tread design, the BKT FL630 is the ideal tire for multipurpose use on any kind of land or on the road. (710/50 R26.5)



304 STAINLESS STEEL BIN

Provides complete rust protection and minimizes maintenance and corrosion increasing the life span of the spreader. Standard on AS120, AS-130-T and AS150-T models only.



SPREADS LIME 40 FEET AND FERTILIZER TO 120 FEET

AS 1000 SERIES | STANDARD SPECIFICATIONS

MODEL	AS35	AS55	AS65	AS85	AS100	AS120	AS130-T	AS150-T	AS170-T
Capacity (cu ft)	113	177	212	247	318	389	424	530	600
Fertilizer Capacity (lbs)	6400	10000	12000	15200	18000	21200	23200	29200	30800
Lime Capacity (lbs)	9000	14000	16800	21200	25200	29600	32400	40800	43200
Tyres	550/60x22.5 BKT	550/60x22.5 BKT	600/55-26.5 BKT	650/65-30.5 BKT	650/65-30.5 BKT	650/65-30.5 BKT	600/55-26.5 BKT	600/55-26.5 BKT	650/65-30.5 BKT
Axle	8 Stud	8 stud	10 Stud	10 Stud	10 Stud	10 Stud	10 Stud	10 Stud	10 Stud
Bin Length (inches)	118	118	141	141	141	166	182	182	182
Bin Width (inches)	71	78	78	88	88	88	88	88	88
Loading Height - no loads cells (inches)	67	78	78	96	96	108	N/A	N/A	N/A
Loading Height - loads cells (inches)	----	88	88	102	110	110	107	118	123
Axle Track Width (inches)	78" or 118"	78" or 118"	78" or 118"	78" or 118"	78" or 118"	78" or 118"	78" or 118"	78" or 118"	118"
Dampened Drawbar	Optional	Standard	Standard	Standard	Standard	Standard	Standard	Standard	Standard
Hopper Mesh	Yes (1")	Yes (1")	Yes (1")	Yes (1")	Yes (1")	Yes (1")	Yes (1")	Yes (1")	Yes (1")
3 Speed Land Drive Gearbox	Optional	Optional	Optional	Optional	Optional	Optional	Hyd Drive Only	Hyd Drive Only	Hyd Drive Only
Rate Controller Type	Land Drive or Hyd	Land Drive or Hyd	Land Drive or Hyd	Land Drive or Hyd	Land Drive or Hyd	Land Drive or Hyd	ISOBUS Hyd	ISOBUS Hyd	ISOBUS Hyd
Variable Rate Ready	Yes	Yes	Yes	Yes	Yes	Yes	Yes	Yes	Yes
Hydraulic Brakes	Yes	Yes	Yes	Yes	Yes	Yes	Yes	Yes	Yes
Lights	Yes	Yes	Yes	Yes	Yes	Yes	Yes	Yes	Yes
Roll Over Cover - Manual	Yes	Yes	Yes	Yes	Yes	Yes	Yes	Yes	Yes
Tachometer	Yes	Yes	Yes	Yes	Yes	Yes	Yes	Yes	Yes
Feed Plate Adjusters	Yes	Yes	Yes	Yes	Yes	Yes	Yes	Yes	Yes
Chains	Optional	Optional	Optional	Optional	Optional	Optional	Optional	Optional	Optional

1 Capacity varies according to the density of material being spread. For the purpose of this table, densities of 1.4 and 1 have been assumed for lime and fertiliser respectively.

2 Loading heights vary depending on the wheel specification and optional load cells.

AS 1000 SERIES | OPTIONAL SPECIFICATIONS

MODEL	AS35	AS55	AS65	AS85	AS100	AS120	AS130-T	AS150-T	AS170-T
Load Cells	Yes	Yes	Yes	Yes	Yes	Yes	Yes	Yes	Yes
In-Cab Border Control	Yes	Yes	Yes	Yes	Yes	Yes	Yes	Yes	Yes
Air Brakes	Yes	Yes	Yes	Yes	Yes	Yes	Yes	Yes	Yes
Hydraulic Drive	Yes	Yes	Yes	Yes	Yes	Yes	Yes	Standard	Standard
Rate Controller	Apollo II	Apollo II	Apollo II	Apollo II	Apollo II	Apollo II	Apollo II	Apollo II	Apollo II
Axle Track Width	78" or 118"	78" or 118"	78" or 118"	78" or 118"	78" or 118"	78" or 118"	78" or 118"	78" or 118"	118"
Stainless Steel Hopper	Yes	Yes	Yes	Yes	Yes	Yes	Yes	Yes	Yes
Steerable Axle	N/A							Yes	Yes
Tyre Option	Yes	Yes	Yes	Yes	Yes	Yes	Yes	Yes	Yes
Stainless Grids	Yes	Yes	Yes	Yes	Yes	Yes	Yes	Yes	Yes

* Agri-Spread reserves the right to modify the machinery and the technical data contained within this document without prior notice.



AS35



AS55



AS65




AS85



AS100



AS120



Imported for Canada by:



REESINK
Canada
Wholesale

Box 10146C
HWY16 West & Range Road 21,
Lloydminster, AB T9V 3A3

780.870.2629
www.Reesinkcw.ca